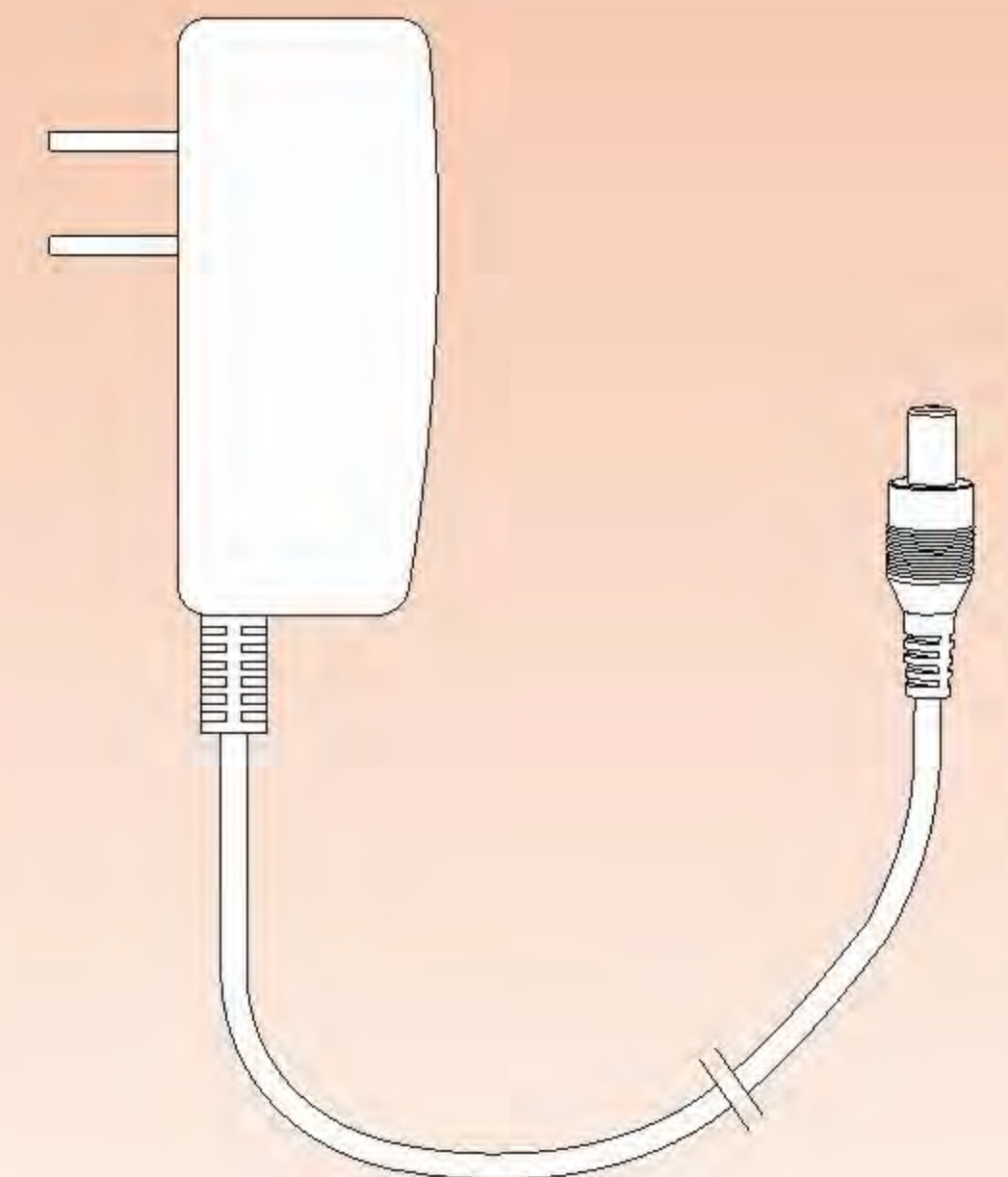
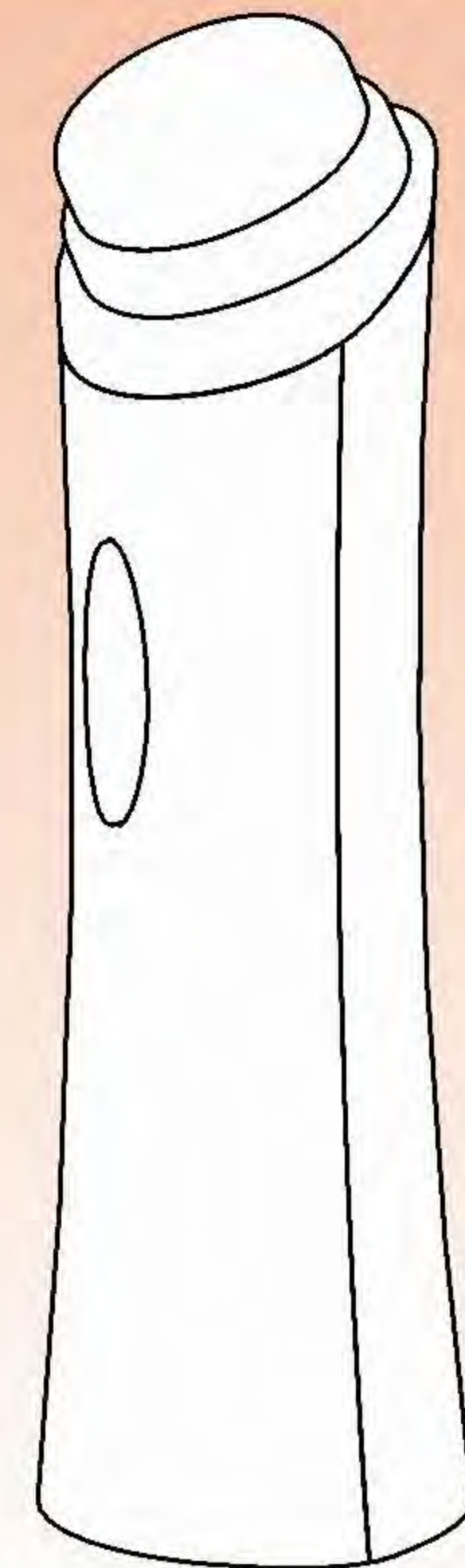


For General Household Using

Urology Echo Beauty Devices

USER'S INSTRUCTIONS



● Urology Echo Massage Device Works Well on Beautifying Skin

Remove Wrinkles

While elastic proteins existing in skin become aging, skin will be losing its stretching and elasticity and it is the time while wrinkles, including eye-attracting and unnoticed, appear in face. Those unnoticed wrinkles are caused by piling of ageing cells resulted from weakening metabolism and incapacity to get new cells, which also lures pachylosis. The main factors above causing wrinkles can be weakened remarkably after using urology echo massage device because the vibrations almost million times every second will stimulate skin by activating physiological functions of skin which are beading for ceasing. With your using, a more and glossy skin and complexion will be seen in your face.

Eliminate Dark Spots

For sun shinning, dark spots will be seen in face while ageing which will be scattered by the high frequency vibration emitted by urology echo devices and then exported by microcirculation system.

Expel Acnes

The membrane produced by the mixture consisting of sebum and sweat secreted by sebaceous gland existing in the depth of the skin pore can protect skin from being hurt, but with ageing, the balance of the secretion of hormone will gradually be changed and the imbalance of hormone secretion will result in excretion of sebum, which will clog pores and result in inflammation in skin. The

inflammation in face is acnes is acnes seen generally. Thus, for maintaining refined complexion in face, frequent clearing sebum in pore should be done through general face-washing first and using urology echo massages further. The principle of clearing deep dirt of urology echo wave is one which has been proved long before and used in clearing various refined instruments, watches, glasses and the like.

● Urology Echo Massage's Effect in Weight lost

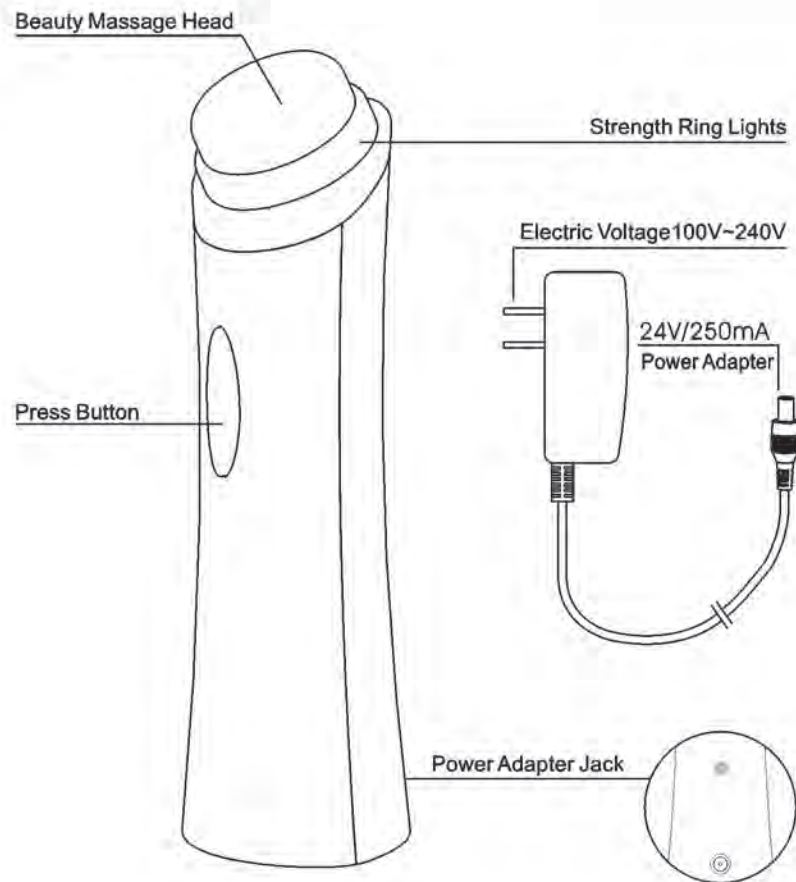
Most of fatness is result of excess nourishment, part of which is discharged from body inside to outside, and the rest of which is absorbed by body in the form of glucide or protein and change into fat accumulating inside body. The outcome of the process above is fatness. Many people fail to do continuous exercises and become fatness, urology echo massages are thus the best choice for them to get weight lost. Rising temperature and absorption process of water existing in fat resulted from the high frequent vibrations produced by urology echo can decompose the excessive fat inside body into small fat balls which can easily be discharged outside body when they are broken into fat balls to the extent that can channel through blood tube walls.

Urology Echo Beauty Devices can channel liquid state nourishments into human body in short time. As for the ability of self-protection of human body, few substances outside body can easily penetrate through skins into body which explains the fact that 99.99 per cent of the expensive skin-care essences spread on faces are kept off outside our body. The difficulty is removed aside when Urology Echo Beauty Devices are used, because such devices are able to channel the liquid state nourishments into skin very soon upon the super strong push ability of them. Urology Echo Devices can directly transport the nourishments into the very places convenient to be absorbed and the excess of which will be discharged outside body once again.

Cataloge

- Functions Instructions 1~2
- Directory Tree 3
- Names of Each Parts 4
- Using Manners 5
- Comfirming Manners of Urology Echo Process 6
- Beauty Techniques of Urology Echo Process 7~8
- Safety Alarms 9

Names of Each Parts



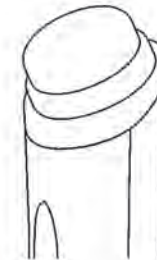
Using Manners

- Insert the power adapter into the power jack, and then connect the device with the power adapter.
- Press button. blue ring light on
.....means the weakest strength output at Gear 1
- Press button again, light ring blue light on
.....means strength output at Gear 2
- Press button again, green ring light on
.....means strength output at Gear 3
- Press button again, orange ring light on
.....means strength output at Gear 4
- Press button again, red ring light on
.....means strength output at Gear 5
- Press button again
.....turn off power
- According to the program of the devices, this device will turn off power by itself ten minutes after its working

Confirming Manners of Urology Echo Process

- Generally, users can't know whether the device is processing or not, the following manner will make you sure if the device is processing normally.

- 1** Push the device by hand and make the massage head on the horizontal position
- 2** Press the button and make the light on



- 3** Take some water drops by hand on the surface of the device



- 4** Press the button till the red ring light is on

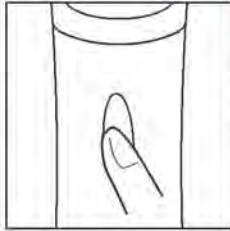


- When strong vibration of water drops and water fog resulted from water drops are seen, you may make sure the device is working normally.

1 Manners to Remove Wrinkles (3 times weekly are suggested here)



① Pick enough wrinkle-removing refined liquid essence and spread on the places with intensive wrinkles.



② Press button till the light color with output strength suitable to your need.



③ Massaging the places with intensive wrinkles following the turns from inside to outside, and downside to upside.

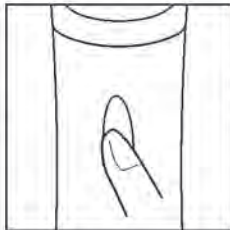


④ Clear the remains of the refined liquid essences off face.

2 Manners to Eliminate Dark Spots (3 or 4 times weekly are suggested here)



① Pick enough dark-spot-removing liquid essences and spread on the places with abundant dark-spots.



② Press button till the light color with output strength suitable to your need.



③ Massaging the places with abundant dark-spots following the turns from inside to outside, and downside to upside again and again.



④ Clear the remains of the dark-spot-removing liquid essences off face.

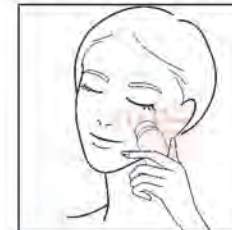
3 Manners to Expel Acnes (2 or 3 times weekly are suggested here)



① Pick enough acnes liquid essences and spread on the places with serious acnes.



② Press button till the light color with output strength suitable to your need.

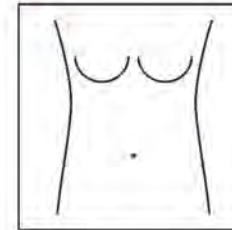


③ Massaging places around each acne at a frequency of one times every 2 seconds.

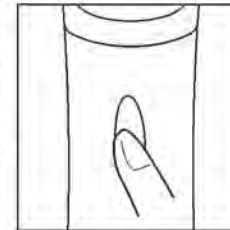


④ Clear the remains of the acne-removing liquid essences off face.

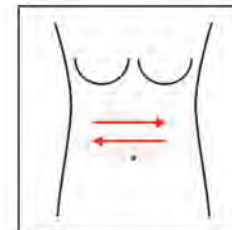
4 Manners to keep fit and weight lost (3 or 4 times weekly are suggested here)



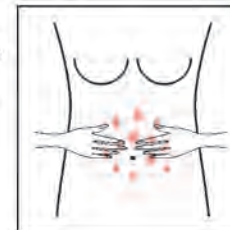
① Spread weight lost cream evenly on the places necessary to get weight lost (such as place of belly).



② Press button till the red light on, the strength of which will be as the one for weight lost.



③ Massaging from one side to another side at a moving frequency of 1cm every per second, change massage places or directions every 3-4 seconds.



④ Clear the remains of the cream off face.

Safety Alarms

- No uses directly aiming at eyes or at the time while eyes are closed are allowed.
- Don't use during your sick period temporarily.
- People implanted such instruments as cardiac pacemaker in body should not use this device.
- People who are allergic to metals don't use this device.
- Pregnant women don't use this device.
- People with hurt in skins don't use this device.
- Don't use this device together with other beauty devices.
- Don't wear metal-made glasses or contact lens while using.
- Stop use promptly in case of appearance of any sticky feelings.
- Use the device subject to timetables programmed.

Copyright Statements

This instruction is under the protection of international copyright laws. This company reserves all rights and any activity of copy, transferring and/or remending to the contents included in this instruction are not allowed unless a written approval has been gained. The activities to use the materials included in this instruction without written approval shall be put under lawsuits.